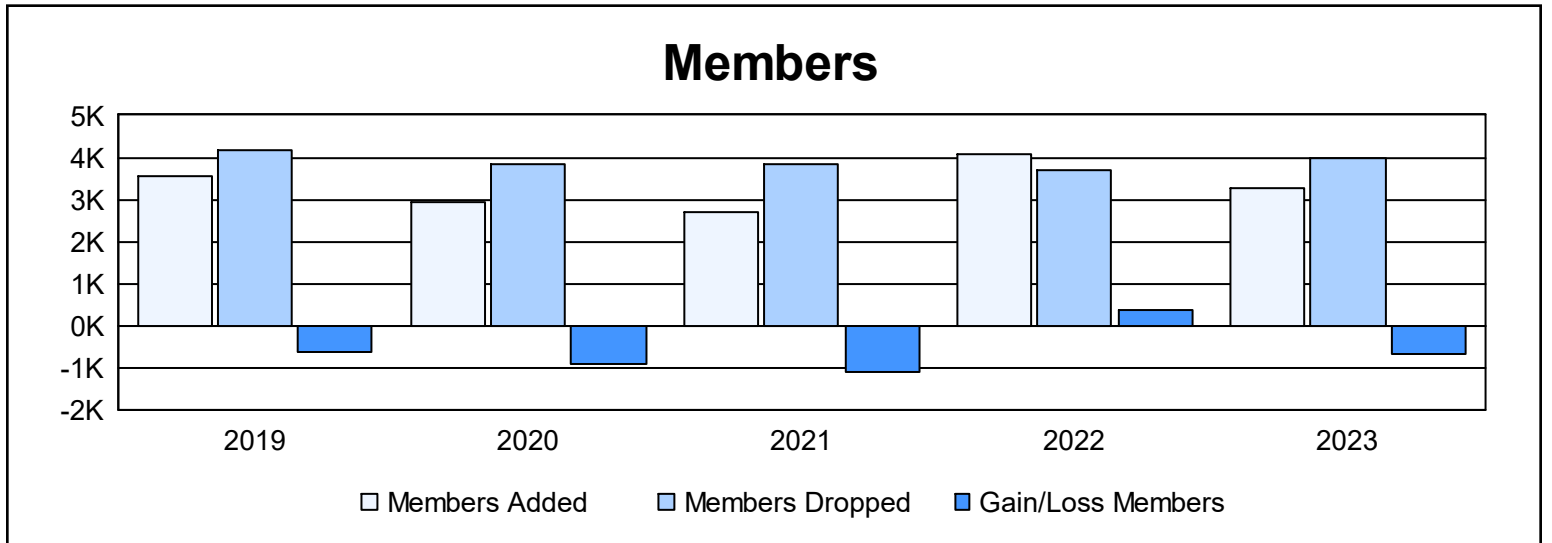
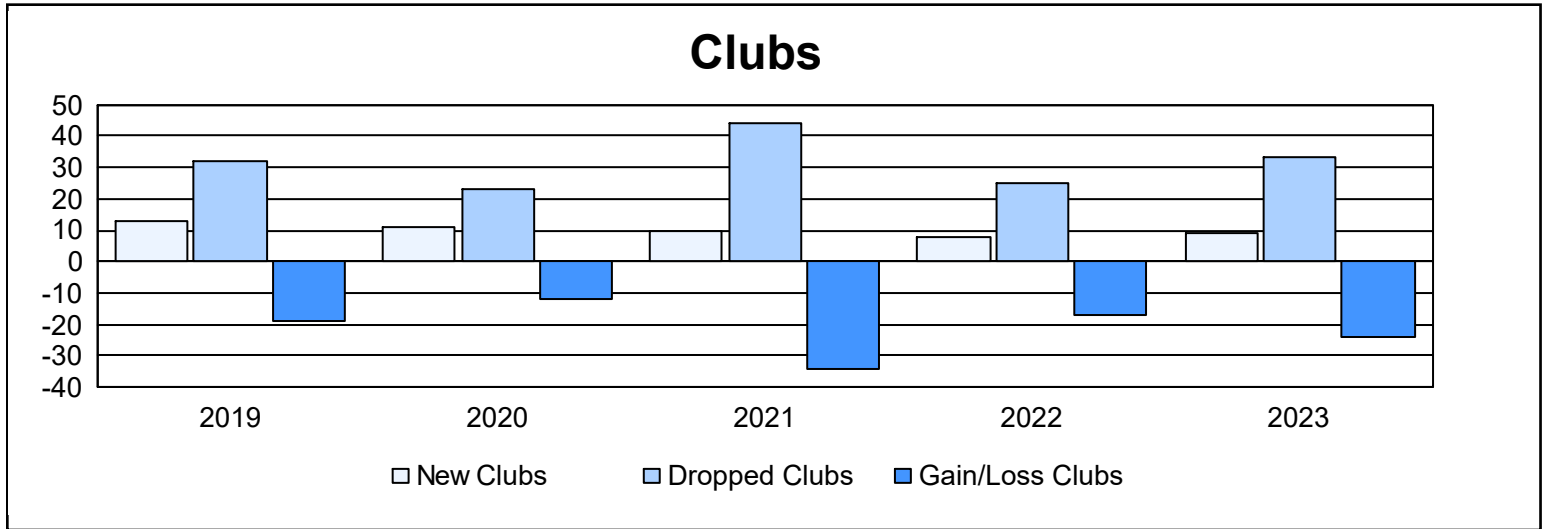


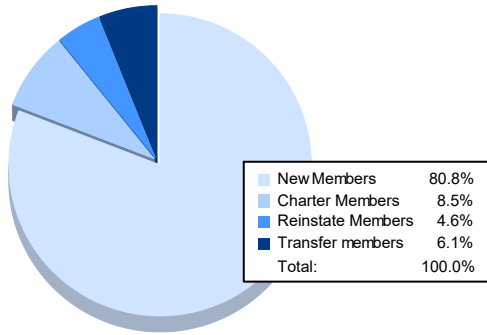
**Multiple District 2**

As of June 2023 Cumulative

Year	New Clubs	Dropped Clubs	Gain/ Loss Clubs	New Members	Charter Members	Reinstate Members	Transfer Members	Total Member Added	Total Members Dropped	Gain/ Loss Members
2018-2019	13	32	-19	2,732	472	166	182	3,552	4,163	-611
2019-2020	11	23	-12	2,222	380	138	172	2,912	3,842	-930
2020-2021	10	44	-34	2,160	277	133	122	2,692	3,817	-1,125
2021-2022	8	25	-17	3,370	287	269	152	4,078	3,712	366
2022-2023	9	33	-24	2,644	278	152	200	3,274	3,964	-690
<b>Average</b>	<b>10</b>	<b>31</b>	<b>-21</b>	<b>2,626</b>	<b>339</b>	<b>172</b>	<b>166</b>	<b>3,302</b>	<b>3,900</b>	<b>-598</b>



### Membership Composition June 2023 Cumulative



### Gender Composition June 2023 Cumulative

